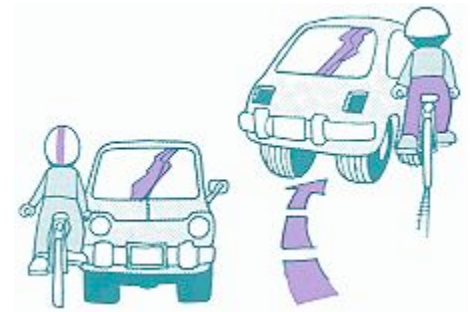


- Bicycle rider using the wrong side of road
- Auto driver making unsafe left or right turn
- Bicyclist riding from driveway or sidewalk into path of car
- Auto driver opening door as bicycle passes
- Bicycle rider weaving, leaving edge of road or bike lane
- Bicyclist making unsafe left turn
- Bicycle without headlight or reflectors




Bicycle riders and automobile drivers follow the same rules and have the same rights. Example: Cars must stop at a stop sign, and bicycles must stop at a stop sign. **Always ride with traffic.** Bicyclists must travel in the same direction as cars.

1. When moving slower than the normal traffic speed, stay near the right edge of the road, except:

- When passing another bicycle or vehicle.
- When getting ready to turn left.
- When passing a parked car or to avoid other objects.
- When on a one-way road, two lanes or wider. Then bicyclists may ride near either the left or right side.





2. Whenever there is a bike lane, you must use it if you are moving slower than normal traffic speed. Leave the lane only:

- When necessary to pass another bicycle, vehicle or pedestrian.
- When getting ready to turn left.
- When necessary to avoid parked cars or other objects.

3. Keep at least one hand on the handlebars. Bicyclists must ride on a permanently attached seat. Carry no passengers unless there is a separate seat.

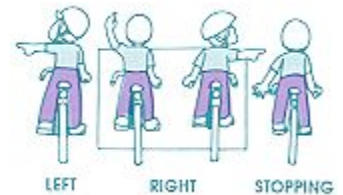
A passenger must ride on a separate seat - no riders on handlebars. A youngster 4 years or younger, or weighing 40 pounds or less, must ride on a seat which holds the child in place and protects the youngster from moving parts. The child must also wear an approved helmet.



4. Give proper hand signals when turning or stopping.

Correct signals are:

- Left turn - Left arm straight out pointing left.
- Right turn - Left arm pointed straight up, or right arm straight out pointing right.
- Stop - Left arm pointed straight down.



5. Before leaving a lane, give a hand signal.

Leave the lane only when safe to do so.

6. Never hitch rides by hanging onto or attaching your bicycle to a moving vehicle.



7. Bicyclists may not ride on most freeways. Signs at freeway ramps tell when bicyclists must not enter.

8. Never leave your bicycle blocking a sidewalk.

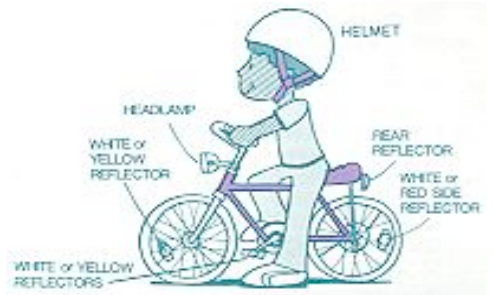
9. Bicycles must be correctly equipped. See "Equipment", below.

10. Headphones covering both ears may not be worn while operating a bicycle.

What are the Equipment Requirements?

- **Helmet**

A person under 18 years of age cannot operate a bicycle or ride as a passenger without a properly fitted and fastened bicycle helmet that meets the standards of the American National Standards Institute (ANSI) or the SNELL Standards for Protective Headgear.



- **Handlebar**

Must be set to that your hands are no higher than your shoulders when you hold the regular steering grip area.

- **Bicycle Size**

Must not be so big that operator can't safely stop bicycle upright with at least one foot on ground.

- **Brakes**

Must be able to make one wheel skid on clean, level, dry pavement.

- **Night Riding**

Bicycle must be equipped with the following:

- Light:

A white headlamp, attached to the bicycle or your body, visible from 300 feet to the front and from the sides

- Reflectors

- a. Red rear reflector

- b. White or yellow reflectors on front and back of each pedal

- c. White or yellow reflectors on each side forward of center of bike, and red or white reflectors on each side rear of center - usually mounted on wheel spokes (If you have reflectorized tires in front and rear, you do not need side reflectors.)

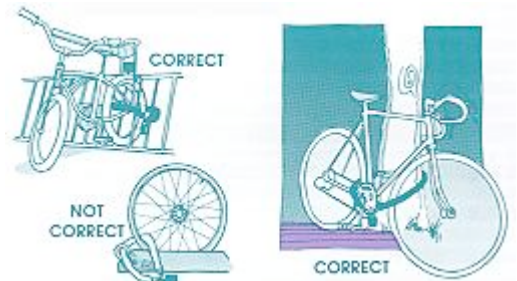


- Cross sewer gratings and railroad tracks at an angle.
- Stay in single file when riding with others.
- Cross busy intersections by walking your bicycle.
- Wear shoes - avoid getting toes caught in moving parts.
- Avoid long skirts and flare pants. Clasp pants to legs with clips or leg bands.

- Clip or band hair to keep it from blocking vision. Avoid scarves which can flap over eyes.
- Wear proper safety equipment at all times, i.e. bright clothing, approved bicycle helmet, safety goggles, etc.

Theft Precautions

- Always lock your bike when leaving it.
- Use a strong chain and padlock.
- Secure the frame of the bike to something solid (bike rack, tree, etc.).
- Jot down the license number, the frame serial number, and the type and model of the bike. Keep the note in a safe place. If the bike is stolen, you will need to identify it.
- Park your bike where it can be easily seen.



Try to answer the questions below. Numbers in parentheses refer to Vehicle Code sections.

	True	False
1. A bicycle rider should ride facing traffic. (21202)	<input type="checkbox"/>	<input type="checkbox"/>
2. Handlebars must be positioned so the bicycle operator's hands are not elevated above the level of his or her shoulders when grasping the normal steering grip area. (21201(b))	<input type="checkbox"/>	<input type="checkbox"/>
3. It's OK to let a friend ride on the handlebars, as long as you stay within three blocks of home. (21204(b))	<input type="checkbox"/>	<input type="checkbox"/>
4. Riding with no hands is allowed when your arms are so full of bundles that you can't reach the handlebars, if your bicycle is not equipped with a basket or carrying rack. (21205)	<input type="checkbox"/>	<input type="checkbox"/>
5. During darkness, every bicycle operated on a public street must be equipped with a headlamp that can be seen for over 300 feet to the front and sides of the bicycle. (21201(d))	<input type="checkbox"/>	<input type="checkbox"/>
6. It's all right to hold on to the back of a motor vehicle and be pulled on a bicycle or coaster provided the vehicle is driven by your parent. (21203)	<input type="checkbox"/>	<input type="checkbox"/>
7. A bike must stop at stop signs. (21200)	<input type="checkbox"/>	<input type="checkbox"/>
8. A lawfully equipped bicycle must have a brake that permits the rider to make one braked wheel skid on dry, level, clean pavement. (21201(a))	<input type="checkbox"/>	<input type="checkbox"/>
9. During darkness, every bicycle operated on a public street must have reflectors on each side; white or yellow forward of center and white or red rear of center, unless the bicycle is equipped with reflectorized tires. (21201(d))	<input type="checkbox"/>	<input type="checkbox"/>
10. A bicycle rider must ride upon or astride a regular permanent seat. (21204(a))	<input type="checkbox"/>	<input type="checkbox"/>
11. A bicycle rider can wear headsets over both ears. (27400)	<input type="checkbox"/>	<input type="checkbox"/>

Answers :

1. False
2. True
3. False
4. False
5. True
6. False
7. True
8. True
9. True
10. True
11. False